

VENTRAC

Hako



Ventrac maskiner & Tillbehör

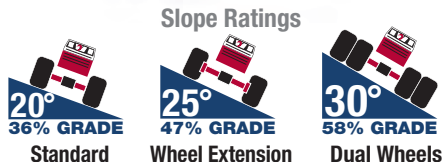
4520 TRACTOR

Tractor	4520Y
Engine	Kubota D902
Fuel	Diesel
Power	18.6 kW (25 hp)
Cooling	Liquid
Cylinders	3
Torque	57.1 Nm (42 ft/lb)
Max Slope Intermittent Use**	30° (58%)
Max Slope Continuous Use**	20° (36%)

Features

- Ventrac Mount System
- Center Articulating & Oscillating Frame
- Dual Range Hydrostatic
- All-wheel Drive Transmission
- Patented S.D.L.A. Controls
- Industrial Grade Engine Options
- Adjustable Weight Transfer System
- Commercial Grade Design
- Heated Suspension Seat

** For slope operation over 20°, Wheel Extensions are required for up to 25° or Dual Wheels are required for up to 30°



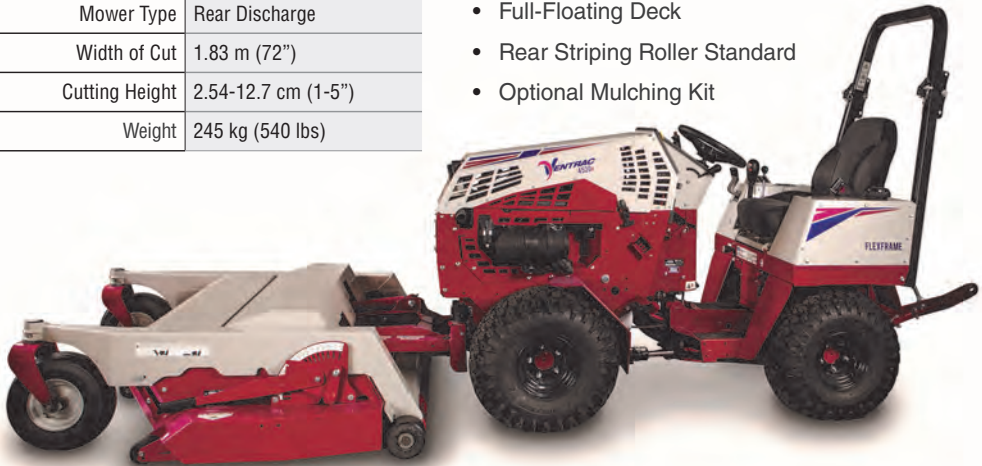


FINISH MOWER

Finish Mower	MU720
Tractor Compatibility	4500/4520
Mower Type	Rear Discharge
Width of Cut	1.83 m (72")
Cutting Height	2.54-12.7 cm (1-5")
Weight	245 kg (540 lbs)

Features

- Easy Flip-Up Deck
- Full-Floating Deck
- Rear Striping Roller Standard
- Optional Mulching Kit





WIDE AREA MOWER

Wide Area Mower	MK960
Mower Type	Rear Discharge
Width of Cut	2.41 m (95")
Cutting Height	2.54-12.7 cm (1-5")
Weight	265 kg (580 lbs)

Features

- Easy Flip-Up Deck
- Tool-Free Height Adjust
- Standard Rear Roller Striping
- Front Anti-Scalp Rollers
- Tool-Free Belt Tensioners
- Offset Caster Wheel for Superior Trimming





CONTOUR MOWER

Contour Mower	MJ840
Tractor Compatibility	4500/4520
Width of Cut	2.11 m (83")
Cutting Height	1.9-8.9 cm (0.75" - 3.5")
Side Decks Up/Down Range of Motion	+/- 40°
Weight	265 kg (584 lbs)

Features

- Multi-Directional Contour Rear Discharge
- Flip-Up Deck Design
- Front Anti-Scalping Rollers
- Full Rear Roller for Even Cutting & Striping
- Belt Drive with Gearbox for Mechanical Efficiency & Reliability





REEL MOWER

Reel Mower	MR770
Tractor Compatibility	4500/4520
Width of Cut	1.95 m (77")
Cutting Height	10 mm-6.35 cm (0.75"-3.5")
Weight	352 kg (775 lbs)

Features

- Dual Precision Adjustment (DPA), bedknife to reel
- EdgeSeries™ DPA radial reels
- Manually controlled, variable reel speed for clip frequency & backlapping
- Superior reel helix profile provides crisper and cleaner cut
- Full roller standard on rear of cutting unit and plastic front Wiehle roller
- Optional Rear Roller Brushes & Front Roller Scrapers
- Transport locks keep reels in raised position for transportation and storage





TOUGH CUT MOWER

Tough Cut Mower	HQ682
Tractor Compatibility	4500/4520
Mower Type	Rough, Rear Discharge
Width of Cut	1.73 m (68")
Cutting Height	8.89-17.8 cm (3.5"-7")
Weight	215 kg (475 lbs)

Features

- Heavy Duty Blades
- Heavy-Duty Steel Construction
- Counter Rotating Blades
- Hydraulic Lift
- Tilt-Up Deck for Easy Cleaning
- Swivel Wheel Kit for Deck Stability





FLAIL MOWERS

Mower:	MW720	MY720	MW560	MY560
Mower Type	Fine Cut	Fast cut	Fine Cut	Fast cut
Blade type	Scoop	Y	Scoop	Y
No of blades	36	72	24	48
Width of Cut	1.83 m (72")	1.83 m (72")	1.42 m (56")	1.42 m (56")
Cutting Height	2.54-12.7 cm (1"-5")	2.54-12.7 cm (1"-5")	2.54-12.7 cm (1"-5")	2.54-12.7 cm (1"-5")

Features

- Two Options for Fine Turf or High Volume
- Two Cutting Widths: 56" or 72"
- Heavy-Duty Steel Construction
- Rotor Speed 3000 rpm
- No Tools for Height Adjustment
- Flip-Up deck for easy cleaning





AERA-VATOR

AERA-Vator	EA600
Tractor Compatibility	4500/4520
Working Width	1.52 m (60")
Aeration Density	66 holes/m ² (9 holes/ft ²)
Vibrating Depth	6.99 cm (2.75")
Weight	191 kg (420 lbs)

Features

- Fractures Soil Without Plugs
- Heavy-Duty Vibrating Tines
- Optional Over-Seeder Available
- Creates 8 holes/square-foot
- Weight Mounting Bar





AERATOR

Aerator	EB480
Tractor Compatibility	4500/4520
Working Width	1.22 m (48")
Aeration Density	44 holes/m ² (6 holes/ft ²)
Hole Depth	Up to 7.51 cm (3")
Weight	225 kg (240 lbs)

Features

- Three Tine Options for Fracturing, Slicing, or Coring
- Quick and Easy to Replace Tines
- Weight Mounting Bar
- Add Optional Weights for Increased Ground Penetration





BOOM MOWER

Boom Mower	MA900
Tractor Compatibility	4500/4520
Mower Type	Reciprocating
Width of Cut	0.99 m (39")
Vertical Reach (from ground)	3.61 m (142")
Horizontal Reach (outside of dual wheels)	2.62 m (103")
Max Flat Top Cut (from ground)	2.08 m (82")
Weight	399 kg (880 lbs)

Features

- Mow steep ditches
- Cut vegetation around ponds, lakes and streams
- Reach under fences and guard rails
- Trim tree branches along trails, pathways and roads
- Trim hedges and other shrubs





TRENCHER

Trencher	KY400
Tractor Compatibility	4500/4520
Trenching Width	14 cm (5.5")
Trenching Depth	1.02 m (40")
Cutting Teeth	43
Depth Indicator	Standard
Weight	218 kg (480 lbs)



Features

- Carbide Cutting Tips for Digging in Variety of Soil Conditions
- Depth Indicator for Accurate Depth of Cut
- Dual Push-N-Pull Cylinders for Greater Boom Control
- Adjustable Crumb Scraper
- 40-Inch Cutting Depth with 5.5-Inch Width



POWER RAKE

Power Rake	KP540
Tractor Compatibility	4500/4520
Rotor Width	1.37 m (54")
Carbide Tips	72
Rotor Depth Adjustment	+5.05 cm/-15.2 cm (+2"/-6")
Weight	297 kg (655 lbs)



Features

- Hydraulic Rotor Height Adjustment
- Replaceable Carbide Tips (without removing rotor)
- Forward and Reverse Rotation from Operator Seat
- Hydraulic Driven Rotor
- Hydraulic Angle Control
- Adjustable End Plates for Material Routing
- Puncture-free Caster Wheels



LANDSCAPE RAKE

Landscape Rake	KR502
Tractor Compatibility	4500/4520
Working Width	1.24m (49")
With Optional Extensions	1.75 m (69")
Tines Count	28
Angle Right to Left	+/-28°
Weight	113 kg (250 lbs)



Features

- Hydraulically Controlled Left/Right Angling
 - Adjustable Front Gauge Wheels
 - Curved Tines Work in Either Direction
 - Front-Mounted to Avoid Tractor Compaction
 - Optional Side Extensions Available
-



SOIL CULTIVATOR

Soil Cultivator	DC520
Tractor Compatibility	4520
Working Width	1.32 m (52")
Till Depth	Up to 12.7 cm (5")
Working Speed	1.61-4.83 km/h (1 - 3 mph)
Weight	286 kg (630 lbs)

Features

- Prepares bare soil by cultivating a soft and uniform seedbed
- Reconditions hard, compacted soil into a fine tilth
- Four main components work simultaneously to process high volumes of soil
- Cultivator tines pulverise the soil and separate the debris
- Separator tines sift and bury rock and other large debris below the surface
- Distribution blade carries the sifted soil and distributes it evenly across the working surface
- Perforated roller creates a pocketed surface for seed





TILLER

Tiller	KL480
Tractor Compatibility	4500/4520
Working Width	1.22 m (48")
Max Till Depth	15.2 cm (6")
Weight	161 kg (356 lbs)

Features

- Intermediate Gear Reduction for Quiet Running
- Sealed Lubricated Final Drive
- Leveler Shield
- Skid Shoe Adjustments
- 24 High-Performance Carbon Tines





PRIMARY SEEDER

Primary Seeder	EG520
Tractor Compatibility	4520
Working Width	1.32 m (52")
Hopper Capacity	1.52 m ³ (5 ft. ³)
Weight	327 kg (720 lbs)

Features

- Plants grass seed directly into bare soil with consistent and accurate drop rate
- Precise application adjustment and removable calibration tray
- Ground-driven application consistent at variable speeds
- Accepts non-coated seed of any standard turfgrass variety and some coated seed
- Rear offset packer roller places a fine covering of soil over the seed





STUMP GRINDER

Stump Grinder	KC220
Tractor Compatibility	4500/4520
Carbide Tips	18 (3 sided replaceable)
Cutter Head Width	9 cm (3.5")
Overall Cutter Head Diameter	56 cm (22")
Cutter Head Speed	1300 rpm
Cutting Depth Below Ground Level	20 cm (8")
Weight	191 kg (420 lbs)



Features

- Replaceable Carbide Hardened Teeth
- Out-Front operation for better visibility
- Gear Driven for Smooth Power Transfer
- Faster tip speed removes more material
- Storage Stand and Levelling Bar



TURBINE BLOWER

Turbine Blower	ET202
Tractor Compatibility	4500/4520
Length	1.78 m (69.25")
Width	69 cm (28")
Height Nozzle Down	86 cm (36")
Nozzle Size	31 cm (12")
Max Wind Speed*	282 km/h (175 mph)
Weight	116 kg (290 lbs)

* Speed with Engine at 3650 RPM

Features

- One-Piece Polymer Blower Nozzle
- Flat Free Caster Wheel
- High Volume Air Flow
- Hydraulic 360 Degree Nozzle Rotation
- Built-In Nozzle Guard





POWER BLOWER

Power Blower	KA160
Tractor Compatibility	4500/4520
Wind Speed	290 km/h (180 mph)
Volume	113 m ³ /min (4000 ft ³ /m)
Fan Blades	16
180° Hydraulic Rotation	Standard
Weight	77 kg (170 lbs)



Features

- Forced Air Speeds of up to 290 km/h (180 mph)
- 180 Degrees Left to Right Rotation
- Two Heavy-Duty Gauge Wheels
- Powerful 25.6 cm (14") Fan



LEAF PLOW

Leaf Plow	EF300
Tractor Compatibility	4500/4520
Working Width	1.98 m (78")
Height	1.27 m (50")
Bristle Height	20 cm (8")
Caster Wheels	Adjustable

Features

- 20 cm (8") Dual-Bristle Brush for optimum sweeping
- Expanded (see-through) steel back for visibility
- Trip-Free Design
- Adjustable Caster Wheels
- Replaceable Brushes





LOADER

Loader	KM500
Tractor Compatibility	4520
Lift Capacity	318 kg (700 lbs)
Max Lift Height	1.32 m (52")
Dump Angle	36°
Weight	215 kg (475 lbs)



Features

- Ideal for landscape, hardscape, site work, and tree care industries
- Easy operation and effortless installation
- Four attachment options add more versatility than ever before
- Standard configuration with a loader bucket for lifting and transporting any material
- Add three attachments - Rock Bucket with Grapple, the Log Grapple, and the Light Material Bucket



POWER BUCKET

Power Bucket	HE482
Tractor Compatibility	4500/4520
Working Width	1.22 m (48")
Capacity	0.17 m ³ (6ft ³)
Grapple	Optional
Bucket Extensions	Optional
Cutting Teeth	Optional
Weight	86.2 kg (190 lbs)



Features

- Serrated Side Edges
 - Hardened Cutting Edge
 - Easy Hydraulic Controls
-



POWER BROOM

Power Broom	KJ520
Tractor Compatibility	4500/4520
Working Width	1.32 m (52")
Angled Width	1.22 m (48")
Broom Speed	277 rpm
Weight	227 kg (500 lbs)



Features

- Perfect for Paths and Pavements
 - Hydraulic Power Angle from Operator Position
 - Adjustable Gauge Wheels
 - Adjustable Bristle Speed & Direction (Requires Optional Electric Actuator)
-



V-BLADE

V-Blade	KV552
Tractor Compatibility	4500/4520
Width	1.22-1.4 m (48-55")
Height	61 cm (24")
Wing Angle	+/-30°
Weight	109 kg (240 lbs)

Features

- Hydraulically Angle Either Wing (Requires 12 Volt Switch Plug Kit)
- Adjustable Cast Iron Skid Shoes
- Adjustable Spring Controlled Trip Mechanism
- Trip Lockout Pin for Digging in Material
- Hardened Reversible Cutting Edge





STRAIGHT BLAD™

Blades	KD482	KD602	KD722
Tractor Compatibility	4500/4520	4500/4520	4500/4520
Width	1.22 m (48")	1.52 m (60")	1.83 m (72")
Height	56 cm (22")	56 cm (22")	56 cm (22")
Wing Angle	+/-30°	+/-30°	+/-30°
Weight	74 kg (163 lbs)	92 kg (203 lbs)	102 kg (225 lbs)

Features

- Hydraulically Angle Left/Right
- Hardened Cutting Edge
- Trip Lockout Pin for Digging in Material
- Commercial Grade Design
- Hardened Reversible Cutting Edge
- Adjustable Cast Iron Skid Shoes
- Optional Polyurethane Cutting Edge






SNOW BLOWER

Snow Blower	KX523
Tractor Compatibility	4500/4520
Width	1.32 m (52")
Blowing Distance	Up to 12.2 m (50')
Weight	235 kg (517 lbs)
Chute Rotation	220°

Features

- 2-Stage System
- Hydraulically Controlled
- Double Spiral Serrated Auger
- Double Hinged Chute Deflector with Optional Electric Actuator
- 180 to 220 Degree Rotation Discharge Chute
- Chute Guard Quick Release Latches
- Front Crossbar Protection Bumper
- Optional Deep Snow Auger





SIDEWALK DROP SPREADER

Drop Spreader	SA250
Tractor Compatibility	4500/4520
Overall Height	56 cm (22")
Drop Width	1.02 m (40")
Material Capacity	0.1 m ³ /91 kg (25 ft ³ /200 lbs)
Spreading Distance*	5 km (3 miles)

Features

- Universal Mounting Options
- Precision Drop-Rate Control
- 12V Electric Drive/Transmission
- Increases Salt Savings
- Consistent Drop Pattern
- Easy Flow Adjustments
- Innovative Agitation System
- Capacity 0.1 m³/91 kg (25 ft³/200 lbs)
- Weatherproof Cover



SUMMER LEVEL COMFORT



WINTER CAB

Winter Cab	KW452
Tractor Compatibility	4500/4520
Height	1.88 m (74")
Length	1.50 m (59")
Width	1.27 m (50")
Weight	174 kg (385 lbs)

Features

- Dual-Port USB Charger
- Superior Headroom for Operator Comfort
- All Standard & Optional Cab Lights are LED for Low Current Draw & High Light Output
- Variable Heat Control Settings
- Breakaway LED Strobe Kit
- Optional Windshield Washer Kit





EDGER

Edger	ED202
Tractor Compatibility	4500/4520
Disc Diameter	51 cm (20")
Max Cutting Depth	15 cm (6")
Weight	83 kg (200 lbs)

Features

- Reversible Cutting Disc for Edging or Bed Shaping
- Right or Left side Edging Capability
- 2 Position Telescoping Arm
- Optional Debris Blower
- Adjustable Blade Angle to Change the Width of the Cut Edge
- Weight Bar





SOD CUTTER

Sod Cutter	EC240
Tractor Compatibility	4500/4520
Cutting Width	61 cm (24")
Cutting Depth	0-6.4 cm (0 - 2.5")
Weight	17.2 kg (38 lbs)

Features

- Easy adjustment from 0-6.4 cm (0 to 2½ inch) Cutting Depth
- Maintenance Free Roller
- 61 cm (24") Cutting Knife





BALLPARK GROOMER AND RENOVATOR

Ballpark Groomer	DG550 Front Renovator	DR540 Rear Groomer
Tractor Compatibility	4500/4520	4500/4520
Overall Height	48 cm (19")	67 cm (26.25")
Overall Length	1.17 m (46")	48 cm (19")
Overall Width	1.42 m (56")	1.54 m (60.5")
Brush, Steel Drag, Cocoa Mat	N/A	Optional



Features

- Three Replaceable Knives for cutting edge lines & leveling material
- Replaceable Scarifier Spring Tines
- Dual adjustable leveling bars
- Half-Inch spikes for breaking up hard ground
- Steel Roller for compacting material
- Optional Brush Kit for field finishing
- Optional Drag Mats for final finish work

ACCESSORIES



ENCLOSED CAB



CANOPY



**HEATED
SUSPENSION SEAT**



WHEEL EXTENSIONS



NARROW TYRE & CHAINS



3-POINT

ADDITIONAL ACCESSORIES

- 4-POINT SEAT BELT
- HORN
- DUAL AUXILIARY HYDRAULICS
- FRONT HITCH LOCK VALVE
- HYDRAULIC TOP LINK



ARM RESTS



TYRE OPTIONS



3-N-1

**DUAL WHEEL KIT****FOOT PEDAL CONTROL****RAISED PLATFORM****SA250 SIDEWALK
DROP SPREADER****DIRECTIONAL HAZARDS****ES220 SEED/
FERTILIZER/SPREADER****2-N-1****MID-WEIGHT BAR KIT****STROBE & WORK LIGHTS****DIGITAL SLOPE
INDICATOR****BALL COLLECTOR HITCH****BALL PROTECTION CAGE**

SPRING

72" ROTARY

SUMMER

EDGER

TOUGH
CUT

CONTOUR DECK

V-BLADE



TRENCHER

AERA-
VATOR

STUMP
GRINDER

BLOWER

AUTUMN

WINTER



Hako

www.hako.se